

# Easter Holiday's Home learning Year 1



We have compiled a menu of learning activities for you to select and complete over the Easter Holiday. This will support your child in their continued learning. We look forward to seeing what they have achieved when we return to school on Tuesday 20<sup>th</sup> April.




## Reading

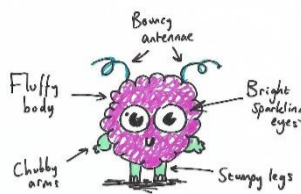
**Listen** to the story *The Kiss that Missed* by David Melling [Link](#)

Answer these questions:  
 1. What happened because the King was in a hurry?  
 2. Who did the King call to help find the kiss?  
 3. What animals did the knight come across in the forest?

**Draw** your own story map of the Kiss that missed and write a summary of what happens in the story.




**Read** one of your school books to an adult and draw your favourite character and label it.



**Listen** to the story *Good Knight Sleep Tight* By David Melling [Link](#)

Answer these questions:  
 1. What animal ruined the babies cushion?  
 2. What items did they try in the pillow?  
 3. What did the baby Princess want to stop crying?

**Read fluently** the section of text from *Good Knight Sleep Tight* By David Melling [Link](#)



## Writing

The forest in the story was very creepy and full of awful creatures.

**Choose a creature to describe using adjectives.**



**You could choose: a wolf, a bear an owl or the dragon!**

Using your adjectives about your scary creature in the forest.

**Write a WANTED poster.**



Have you ever heard of this poem?

There was an old woman who swallowed a fly? - [Link](#)

**Have a go creating your own version of this poem using: there was an old knight, who swallowed his sword...**


Research and create your own glossary of these castle terms:

- Drawbridge
- Moat
- Turrets
- Keep
- Dungeon

Label your own drawing.



Write your own fact file about castles using your Glossary from Yesterday.



## Maths

Revisit some of our Maths learning this year so far...

Using Oak National: have a look at Unit: Exploring calculation strategies within 20  
<https://classroom.thenational.academy/units/exploring-calculation-strategies-within-20-0fd4>  
 Also, check out the games assigned to you on Mathletics! [Link](#)

**Could you create your own Castle image using 2D shapes? Don't forget to tell us what 2D shapes you have used!**

## Project

**Castles!**

**These activities you do with your families... it's all about castles!**

- **Research** - what can you find out about castles? What were they made of? What features do they have? Look in any books you may have, look online with a grown up or ask someone you know. [Here](#) is some information to get you started.
- Use what you have learnt so far to **draw** your own castle. How many turrets will it have? What shape are they? How big is the moat or drawbridge?
- Use any **construction** toys that you have in your house to build your own castle. This could be lego, Duplo or moon sand. Why not take a picture and share it to our facebook page?
- Use any cardboard boxes, kitchen roll tubes or packets to **build** your own recycled castle.
- **Build a castle den.** You could use any blue material for the moat and boxes or sheets to make the castle.
- Why not **visit** Hastings Castle?

